



HART

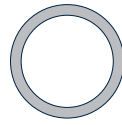
Ceramic Tubes

for chimney systems



MULTIKERAM · KLASSIK · AT-TUBES

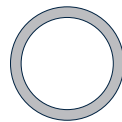
HART
KERAMIK AG



HART KLASSIK Tubes, round

Ceramic tubes in accordance with DIN EN 1457-1 / -2
 CE 1085 HART KLASSIK EN 1457-1 - (Ø) - A1N1
 CE 1085 HART KLASSIK EN 1457-2 - (Ø) - B4N1
 Water vapor diffusion category: WC

KLASSIK tubes, round, installation length 33.3 cm					KLR / 33	
Nominal diameter	Wall thickness	Cross-section	Weight	EURO-palett	Unglazed	
					PO number	Price €/meters going up
mm	mm	cm ²	kg/meters going up	meters going up		
140	15	154	15,00	50,00	12030 0140	
160	15	201	17,50	25,00	12030 0164	
180	15	254	19,00	20,00	12030 0184	
200	15	314	21,70	15,00	12030 0204	
250	25	491	43,00	13,33	12030 0250	
300	25	707	51,00	10,00	12030 0300	
350	30	961	73,30	6,66	12030 0350	
400	30	1256	85,50	5,00	12030 0400	



Please see Page 14 for product classification in accordance with the European standards and for the explanations on the nomenclature of the components.

KLASSIK tubes, round, installation length 66.3 cm					KLR / 66	
Nominal diameter	Wall thickness	Cross-section	Weight	EURO-palett	Unglazed	
					PO number	Price €/meters going up
mm	mm	cm ²	kg/meters going up	meters going up		
140	15	154	15,00	40,00	12033 0140	
160	15	201	18,10	33,33	12033 0164	
180	15	254	19,50	26,66	12033 0184	
200	15	314	21,70	20,00	12033 0204	
250	25	491	43,00	10,66	12033 0250	

Glazed items will be produced on request.



Cleaning Door Apertures (PTÖ)

Inserts with joined saddles
Installation length 66.3 cm or 33.3 cm

KLASSIK cleaning door apertures, installation length 66.3 cm					KLR - PTÖ / 66	
Nominal diameter	construction clear width of connection piece	Connection piece length	Weight	EURO-palett	Unglazed	
					PO number	Price €/unit
mm	mm	mm	kg/unit	unit		
140	140/265	30	12,00	48	12030 2140	
160/15	140/265	30	12,30	40	12030 2164	
180/15	140/265	30	14,50	30	12030 2184	
200/15	140/265	30	15,90	30	12030 2204	
250	140/265	30	29,70	16	12030 2250	
250	190/265	32	30,00	16	12030 2253	
300	190/265	32	34,00	12	12030 2300	
350	190/265	32	51,00	8	12030 2350	
400	190/265	32	54,00	8	12030 2400	



Note: The cleaning-door connection pieces are tilted inward at a 10° angle and have a top and lateral stopper for the KKS condensate seal.

KLASSIK cleaning door apertures, installation length 33.3 cm					KLR - PTÖ / 33 **	
Nominal diameter	construction clear width of connection piece	Connection piece length	Weight	EURO-palett	Unglazed	
					PO number	Price €/unit
mm	mm	mm	kg/unit	unit		
140	140/265	26	6,90	48	12033 2140	
160/15	140/265	26	6,90	40	12033 2164	
180/15	140/265	26	7,70	30	12033 2184	
200/15	140/265	26	7,90	30	12033 2204	
250	140/265	26	13,80	16	12033 2250	
250	190/265	26	13,20	16	12033 2253	



KKS ceramic condensation seal		KKS		
Designation	Size in mm	EURO-palett	PO number	Price €/unit
KKS, small VS-A	140 x 260	114	12031 4011	
KKS, large VS-B	190 x 260		12031 4012	

Glazed items will be produced on request.

**** make-to-order production**



Flue-Tube Junctions (RRÖ)

Inserts with joined saddles, installation length 66.3 cm or 33.3 cm

KLASSIK flue-tube junctions, installation length 66.3 cm					KLR - RRÖ / 66	
Nominal diameter	construction clear width of connection piece	Connection piece length	Weight	EURO-palett	Unglazed	
					PO number	Price €/unit
mm	mm	mm	kg/unit	unit		
140	140	78	11,20	36	12030 3140	
160/15	160	78	12,90	32	12030 3164	
180/15	180	78	14,90	24	12030 3184	
200/15	200	78	15,60	20	12030 3204	
250	250	78	32,00	12	12030 3250	
300	300	78	41,00	8	12030 3300	
350	350	78	55,00	6	12030 3350	
400	400	78	62,00	4	12030 3400	




The saddles for the flue-tube connection are joined at right angles (90°).

KLASSIK flue-tube junctions, installation length 33.3 cm					KLR - RRÖ / 33 **	
Nominal diameter	construction clear width of connection piece	Connection piece length	Weight	EURO-palett	Unglazed	
					PO number	Price €/unit
mm	mm	mm	kg/unit	unit		
140	140	26	5,60	36	12033 3140	
160/15	160	26	7,30	40	12033 3164	
180/15	180	26	7,60	30	12033 3184	
200/15	200	26	8,50	30	12033 3204	
250	250	26	14,10	12	12033 3250	

*Tubes with round aperture (RRA) or square aperture (PTA) available on request.
Glazed items will be produced on request.*

**** make-to-order production**



45° Flue-Tube Junctions

Inserts with joined saddles
 Installation length for nominal diameters
 between 140 and 350 = 66.3 cm

KLASSIK 45° flue-tube junctions, installation length 66,3 cm						KLR - RRÖ / 45°	
Nominal diameter	construction clear width of connection piece	Connection piece length	Weight	EURO-palett	Unglazed		
					PO number	Price €/unit	
mm	mm	mm	kg/unit	unit			
140	140	85	12,50	20	12030 9140		
160/15	160	80	14,20	20	12030 9164		
180/15	180	80	15,50	16	12030 9184		
200/15	200	80	18,80	16	12030 9204		
250	250	90	41,00	---	12030 9250		
300	300	100	50,00	---	12030 9300		
350	350	100	69,00	---	12030 9350		
400***	400	110	76,00	---	12030 9400		



ND 140 - 250



ND 300 - 400

Plinths (Base Blocks), round

with lateral condensate drain
 Ø 50 mm (ND 140 - 250) or
 Ø 40 mm (ND 300 - 400)

KLASSIK plinths (base blocks), round						KLR - SO			
Nominal diameter	top Ø	bottom Ø	Height	Weight	EURO-palett	PO number	Price w/ HT tube €/unit	PO number	Price w/o HT tube €/unit
140/160	220	190	177	4,2	30	12040 7163		12040 7162	
180/200	254	220	177	6,1	24	12040 7183		12040 7182	
250	345	305	177	13,1	12	12040 7253		12040 7252	
300	410	310	160	27,0	16	---	---	12040 7300	
350	460	350	160	38,5	---	---	---	12040 7350	
400	510	380	160	47,6	---	---	---	12040 7400	


Note: Please see Page 14 for product classification in accordance with the European standards and for the explanations on the nomenclature of the components.

Glazed items will be produced on request.


***** Installation length for ND 400 = 1 m**

Components for round KLASSIK Tubes and AT Tubes

condensate tray KSS	Nominal diameter	Outer Ø	Construction height	Weight	Glazed inside	
	mm	mm	mm	kg/unit	PO number	Price €/unit
	140	200	40	1,80	12041 1140	
	160	230	40	2,50	12041 1160	
	180	250	40	3,00	12041 1180	
	200	270	40	3,40	12041 1200	
	250	330	40	5,20	12041 1250	
	300	380	40	7,50	12041 1300	
	350	440	45	10,20	12041 1350	
	400	500	50	13,50	12041 1400	
	These condensate trays are also suitable for use with all spigot-and-socket tubes.					

cleaning-door saddle KLR - PA	Nominal diameter	construction clear width of connection piece	Connection piece length	Weight	Unglazed	
	mm	mm	mm	kg/unit	PO number	Price €/unit
	140	140/265	25	2,60	12061 2140	
	160	140/265	25	2,30	12061 2160	
	180	140/265	25	2,10	12061 2180	
	200	140/265	25	2,00	12061 2200	
	250	140/265	25	2,00	12061 2250	
	250	190/265	25	2,70	12061 2253	
	300	190/265	25	2,50	12061 2300	
	350	190/265	25	2,50	12061 2350	
	400	190/265	25	2,50	12061 2400	

Extension box for the cleaning-door saddle with stopper, inclined at a 10° angle					KL - PTV	
120-250	140/265	25 cm	13,30	12061 0071		
120-250	140/265	50 cm	27,50	12061 0070		
250-400	190/265	50 cm	28,00	12061 0080		


flue-tube saddle KLR - RA short	Nominal diameter	construction clear width of connection piece	Connection piece length	Weight	Unglazed	
	mm	mm	mm	kg/unit	PO number	Price €/unit
	140	140	75	1,40	12061 3140	
	160/15	160	78	2,20	12061 3164	
	180/15	180	78	2,30	12061 3184	
	200/15	200	78	2,60	12061 3204	
	250	250	90	3,20	12061 3250	
	300	300	95	8,10	12061 3300	
	350	350	95	10,70	12061 3350	
	400	400	95	13,00	12061 3400	

Angle pieces / elbows unglazed	Please indicate the angular degree in your order Price = meters up of tube x 3
--------------------------------	---

Inclined runs for dry operation acc. to DIN 18 160	12100
--	-------

Note: Retrofittable flue-tube and cleaning-door connections available as complete sets.


Components for round KLASSIK Tubes and AT Tubes


flue-tube saddle KLR - RA long	Nominal diameter	construction clear width of connection piece	Connection piece length	Weight	Unglazed	
	mm	mm	mm	kg/unit	PO number	Price €/unit
	140	140	200	3,10	12061 4140	
	160/15	160	200	3,60	12061 4164	
	180/15	180	200	5,20	12061 4184	
	200/15	200	200	5,50	12061 4204	

flue-tube saddle KLR - RA long 45 °	Nominal diameter	construction clear width of connection piece	Connection piece length	Weight	Unglazed	
	mm	mm	mm	kg/unit	PO number	Price €/unit
	140	140	200	3,90	12061 9140	
	160/15	160	200	3,80	12061 9164	
	180/15	180	200	6,20	12061 9184	
	200/15	200	200	7,40	12061 9204	


Saddle piece KOSA pressed for the inspection cover (for ceramic inspection cover RD)	Nominal Ø	Outer Ø	lichte Öffnung	Weight	PO number	Price €/unit
	mm	mm	mm	kg/unit		
	160	200/210	140	2,80	12096 1615	
	180	200/210	140	2,50	12096 1815	
	200	200/210	140	2,30	12096 2015	

saddles LASA I flue gas connection LAS	Nominal Ø	Outer Ø	Borehole	Weight	PO number	Price €/unit
	mm	mm	mm	kg/unit		
	140/160	150/150	100	0,55	12095 1611	
	180/200	150/150	100	0,50	12095 2011	
	250/300	150/150	100	0,80	12095 2511	

Cover lid for existing flue-tube junctions	Nominal Ø Tube	clear wight	Outer Ø of lid	Weight	Unglazed	
	mm	mm	mm	kg/unit	PO number	Price €/unit
	140	140	135	0,60	12031 1002	
	160	160	155	0,80		
	180	180	175	1,20		
	200	200	195	1,50		


soot panel RP	Nominal diameter	Ø	Weight	PO number	Price €/unit
	mm	mm	kg/unit		
	140 - 250	133	1,00	12031 2120	
	This soot panel is suitable for use with all types of ceramic tubes				

HART KLASSIK Tubes, square/ rectangular



Ceramic tubes in accordance with DIN EN 1457-1 / -2
 CE 1085 HART KLASSIK EN 1457-1 - (Ø) - A1N1
 CE 1085 HART KLASSIK EN 1457-2 - (Ø) - B4N1
 Water vapor diffusion category: WC

KLASSIK tubes, square, installation length 50 cm						KLQ	
Nominal diameter	Wall thickness	Cross-section	Weight	Pallet meters going up		Unglazed	
				EW	EURO	PO number	Price €/meters going up
mm	mm	cm ²	kg/meters going up				
140/140	20	191	23,40		24	12010 1414	
160/160	20	248	26,90		24	12010 1616	
180/180	20	313	32,00		15	12010 1818	
200/200	20	389	34,60		15	12010 2020	
250/250	25	603	51,00		6	12010 2525	
300/300	25	878	58,00		6	12010 3030	
350/350	30	1194	93,00	4		12010 3535	
400/400*	35	1545	99,00	4		12010 4040	
KLASSIK Tubes, rectangular							
300/350**	30	1020	82,00		6	12010 3035	




Plinths (Base Blocks), square

KLASSIK plinths (base blocks), square						KLQ - SO			
Nominal diameter	top D1	bottom D2	Weight	Construction height	Pallet unit	PO number	Price w/ HT tube €/unit	PO number	Price w/o HT tube €/unit
mm	mm	mm	kg/unit	mm	EURO				
160/160				172					
180/180	260	210	7,50	178	24	12028 1821		12028 1820	
200/200				184					

Glazed items will be produced on request.

** delivery only from existing stocks*

*** Rectangular tubes will be produced on request.*




Flue-Tube Junctions (RRÖ) for square tubes

Inserts with joined saddles

KLASSIK flue-tube junctions (RRÖ), installation length 50 cm					KLQ - RRÖ	
Nominal diameter	construction clear width of connection piece	Connection piece length	Weight	Pallet unit	Unglazed	
					PO number	Price €/unit
mm	mm	mm	kg/unit	EURO		
140/140	140/160	90	12,00	32	12013 1414	
160/160	180	90	14,20	24	12013 1616	
180/180	200	90	15,60	22	12013 1818	
200/200	225	90	17,50	16/27	12013 2020	
250/250	250	90	26,00	12	12013 2525	
300/300	300	90	29,70	---	12013 3030	
350/350	350	90	43,00	---	12013 3535	
400/400*	400	90	53,50	---	12013 4040	

KLQ-RRÖ 45° connection: 30% extra price / on request



Cleaning Door Junctions (PTÖ) for square tubes

Inserts with joined saddles

KLASSIK cleaning door junctions (PTÖ), installation length 50 cm					KLQ - PTÖ	
Nominal diameter	construction clear width of connection piece	Connection piece length	Weight	Pallet unit	Unglazed	
					PO number	Price €/unit
mm	mm	mm	kg/unit	EURO		
140/140	120/260	45	12,20	48	12012 1414	
160/160	120/260	45	13,50	30	12012 1616	
180/180	120/260	45	14,80	24	12012 1818	
200/200	190/260	45	16,80	24	12012 2020	
250/250	190/260	45	24,80	30	12012 2525	
300/300	190/260	45	27,90	20	12012 3030	
350/350	190/260	45	43,00	---	on request	
400/400	190/260	45	53,50	---	on request	

Tubes with round aperture (RRA) or square aperture (PTA) available on request.

Glazed items will be produced on request.

** delivery only from existing stocks*

3 different chimney flue types by HART Keramik to address a wide range of different applications and/or systems

All our ceramic tubes are produced and labeled in accordance with the European standard DIN EN 1457; the manufacturing process is certified and monitored by ofi CERT Technologie & Innovation GmbH in A-1030 Vienna.

1 MULTikeram Spigot-and-Socket Tubes:

CE 1085 HART MULTikeram EN 1457-2 - (Ø) - A3N1- D4P1 - WC

- ultra thin-walled ceramic tubes with installation lengths of up to 1 m
- round cross-section with nominal diameters between 120 mm and 300 mm
- particularly suitable for the "W 3 G Systems" required for wood pellets, wood chip, or grain-based heating plants, and also for the refurbishment of old buildings
- available on request with an insulation shell ex works
- by the extruded manufacturing process our MULTikeram pipes can be edited easily and be drilled

2 KLASSIK Tubes:

CE 1085 HART KLASSIK EN 1457-1 - (Ø) - A1N1

CE 1085 HART KLASSIK EN 1457-2 - (Ø) - B4N1 - WC

- the perfect ceramic tubes for "classic" three-layer chimneys
- round cross-section with nominal diameters between 140 mm and 400 mm
- Square cross-sections with nominal diameters between 140/140 and 400/400 mm
- the glazed range was removed entirely from production - supplies will continue until our existing stocks are depleted

3 AT Chimney Tubes:

CE 1085 HART AT EN 1457-1 - (Ø) - A1N1

- dry-pressed fire-clay tubes with increased soot fire resistance
- particularly suited for solid fuels generating flue gas temperatures of up to 600 °C
- round cross-sections with nominal diameters of 160 mm; 180 mm; and 200 mm

Nomenclature for the ceramic components

MKR	→	MULTikeram Spigot-and-Socket Tubes
KLR	→	KLASSIK Tubes, round
KLQ	→	KLASSIK Tubes, square
KE	→	KERASAN Spigot-and-Socket Tubes
RRÖ	→	Inserts with flue-tube connection piece
PTÖ	→	Inserts with cleaning door aperture
PTV	→	Cleaning-door extension box
RA	→	Saddle for flue-tube connection
PA	→	Saddle for cleaning-door connection
ASA	→	Saddle for flue-gas connection
LASA	→	Saddle for AES requirement
KOSA	→	Saddle for inspection seal
RD	→	Ceramic inspection cover
KKS	→	Ceramic condensate seal
SO	→	Plinth (base block)
KSS	→	Condensate tray suitable for all nominal diameters
KL	→	Condensate tray for thin-walled tubes (only for ND 160 and ND 200)
RP	→	Soot panel

Installation length inc. acid-resistant mortar joint

Note: All dimensions are subject to the admissible tolerances acc. to the standards and/or official approval. weights may vary by ± 10%.